



LOBBSTER 1819

# LOBSTER



Frank Bourgeois



Colin Wilson



Sparrow Knox

# LOBSTER SENDERS "

# SIX PACK



**Halldor Helgason**



**Eiki Helgason**



**Fridtjof Tischendorf**

**Felix Engström**

**Birkir Georgsson**

**Conor Carroll**

**Theo Hjellström**

**Marínó Kristjánsson**

**Dave Brown**

**Baldur Vilhelmsson**

**Colton Carroll**

**Barf Bags**



# EIKI PRO

With more accolades than most, Eiki Helgason has cemented his status as a living legend. His pro model is built for street and park progression and the Wallie Tips will change the way you look at the mountain.

  
SWITCH  
BACK™



EIKI PRO  
MATCHING SWITCHBACK BINDING



NEW  
SIDEKICK  
FEATURE

148  
151  
154  
154W  
156



CARBON STRINGERS

JIB 3BT™



LIGHT CORE



BI AX LAMINATE



CORE C.S.T



ULTRA GLIDE S



FLIP FLOP BASE

3  
FLEX



# HALLDOR PRO

Halldor's pro model is perfect for destroying the whole mountain. The 3BT with SideKick means it's great for stomping big hits with hard landings and carving like there is no tomorrow. Do not be afraid!

  
SWITCH  
BACK™



HALLDOR PRO  
MATCHING SWITCHBACK BINDING




NEW  
SIDEKICK  
FEATURE



LOBSTER

151  
154  
156W  
157  
159  
159W



CARBON STRINGERS

TWIN 3BT™



LIGHT CORE



TRI AX LAMINATE



CORE D.S.T



ULTRA GLIDE S




FLIP FLOP BASE

5  
FLEX

# JIB

# BOARD

From the Akureyri Ice Rink and the Streets of Sapporo, to the hills of Minnesota, the Jib Board's stable wide center base and flat camber will help you conquer obstacles and progress with confidence.





144  
148  
151  
153  
154W  
155



**JIB 3BT™**



BI AX LAMINATE



CORE CORE



SUPER SLICK X



FLEX WALLS



FLIP FLOP BASE

**2**

FLEX

# PARK 'BOARD

The Park Board is designed for  
cruising and smashing park laps.  
It's got the flex, pop and shape you  
need for total park domination.







148  
151  
154  
156W  
157



**TWIN 3BT™**



BI AX LAMINATE



CORE CORE



SUPER SLICK X




FLEX WALLS



FLIP FLOP BASE

**4**

FLEX



CARBON STRINGERS

TWIN 3BT™



LIGHT CORE



BI AX LAMINATE



CORE D.S.T



SUPER SLICK X



FLIP FLOP BASE

5

FLEX



# STOMPER

The Stomper is designed to stomp the shit out of everything all over the place. It takes its cues from Halldor's Pro Model, so you know whats up.




# SENDER

The most aggressive board in the line and a team favorite, the Sender is built for all mountain sending. It's perfect for anyone trying to go hard.





151  
154  
157  
159W  
162W



CARBON STRINGERS

**FREESTYLE 3BT™**



LIGHT CORE



BI AX LAMINATE



CORE D.R.S.T



ULTRA GLIDE S



FLIP FLOP BASE

**7**  
FLEX



144  
148  
151  
153  
154W  
155



JIB 3BT™



BI AX LAMINATE



CORE CORE



SUPER SLICK X



FLEX WALLS



FLIP FLOP BASE

2  
FLEX

# LOBSTER X DEATH LABEL


The most random collab in snowboarding continues! We are so pumped on rolling with Japan's most badass board-brand Death Label that it just had to happen again. The LOBSTERXDEATH is build on our classic jib shape and is perfect for destroying your local park.





# SCHOPH

Schoph killed it again on his second Artist Addition Lobster graphic. It's built on an all new jib friendly shape with a mellow flex that's torsionally stable for sending jumps as well.



CARBON STRINGERS

JIB 3BT™



LIGHT CORE



BI AX LAMINATE



CORE C.S.T


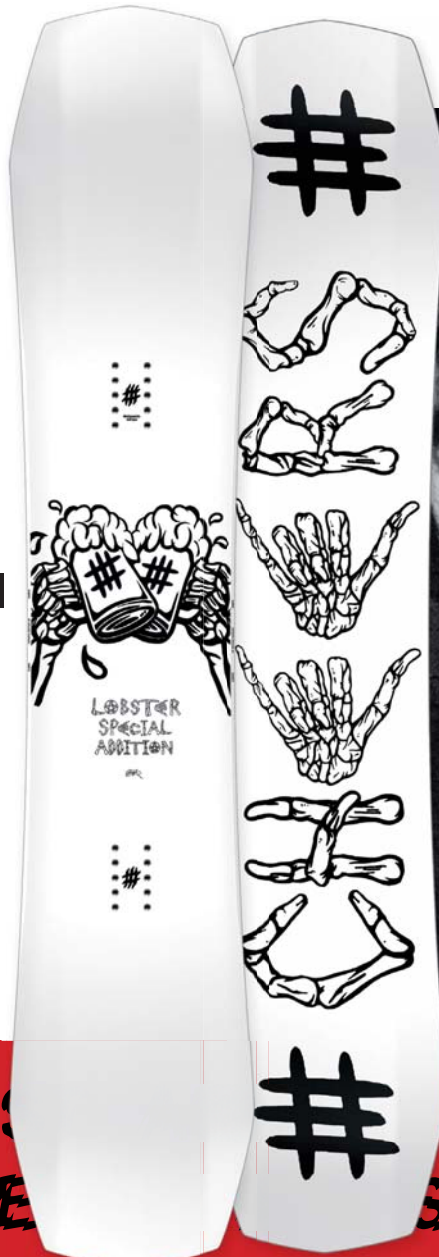


ULTRA GLIDE S

3

FLEX

148  
151  
153W  
154  
157




SPECIAL ARTIST ADDITIONS SPECIAL ARTIST ADDITIONS SPECIAL ARTIST ADDITIONS

# LARSEN

Dark magic happens when Vikings collaborate. We are pumped to work with the realest of real Vikings, Danny Larsen. His art is featured on this brand new directional twin for all mountain freestyle cruising. It has a nice responsive flex for boosting airs and Sidekick for extra pow float.



153  
156  
158W  
159  
161W



CARBON STRINGERS

FREESTYLE 3BT™



LIGHT CORE



TRI AX LAMINATE



CORE D.S.T



ULTRA GLIDE S

6


FLEX

ARTIST ADDITIONS SPECIAL ARTIST ADDITIONS SPECIAL ARTIST ADDITIONS SPECIAL ARTIST ADDITIONS

# TECH

## FEATURES

At the core of Lobster Snowboards is a lot of serious tech and A-grade materials. Built with the best ingredients; we guarantee the best boards out there.



## SIDEWALL TECH



SOLID WALLS

Solid ABS sidewall create the most dependable and shock resistant armour for your board.



FLEX WALLS

New for 1819 are the urethane infused Flex Walls. The added urethane helps dampen vibrations.



# TECH

## GLASSFIBER



TRI AX LAMINATE

Our three-way weave of fiberglass is light, strong and responsive. We use this to beef up the flex pattern.



BI AX LAMINATE

Our traditional and time tested two-way weave of fiberglass is light, strong and responsive keeping the board snappy without adding torsional stiffness.

## BASE TECH



SUPER SLICK X

Not a basic extruded base. It has the highest molecular content available for an extruded base. That means it's super slick, durable and maintenance-free.



ULTRA GLIDE S

Maximum molecular content for a hardened sintered base that hauls ass. More molecules mean a denser base that can take a beating using ISO-SPORT 7000 series as backbone.

## WOODCORES



CORE CORE

A blend of poplar wood reinforced with two central hardwood stringers to enhance pop reinforce the camber and strengthen the insert area.



LIGHT CORE

A blend of poplar and palownia light-wood offers the best strength to weight ratio.



C.S.T

Our Central Super Tube woodcore upgrade has one centrally placed hollow carbon rod milled into the bottom of the core to enhance pop without stiffening the board torsionally.



D.S.T

Our Dual Super Tubes woodcore upgrade has two hollow carbon rods milled into the bottom of the core to enhance pop and give the camber more snap.



D.R.S.T

Our Dual Radial Super Tubes woodcore upgrade features six hollow carbon core inserts parallel to the board radius for extra power transfer to the edge.

# TECH

We shape all our boards with Triple Base Technology™ because it's awesome. The lifted sidebase areas at the widest points of the board make a lot of sense. The boards turn smoother and faster and it helps when you are not completely clean on your landings.



## 1. Stable Centerbase

There is no base uplift under or between the bindings. This creates a stable area of control underfoot.



## 2. Uplift Bindings To Widest Point

Sidebase uplift gradually increases outside of the bindings to the contact points. The gradual rise creates smooth transition zones for turning and buttering, and the raised contact points makes the board less susceptible to edge catch.




## 3. Maximum Uplift

The amount of base uplift reaches its maximum at the widest part of the board creating a planing surface that cuts through rough terrain and improves float in powder.

**SIDEKICK™**

## SIDEKICK™

The revolutionary SideKick™ dramatically increases the sidebase uplift just outside the widest points of the nose and tail. This makes turn initiation smoother, increases float in powder and improves handling of the board in rough terrain.. SideKick™ is featured on: Eiki Pro, Halldor Pro, Sender and Floater.



# TECH

Triple Base Technology™ comes in a lot of different flavors and variations that are tuned to different types of terrain. So make sure you pick the 3BT™ shape that best fits your riding style.

**JIB 3BT™**



JIB 3BT™ is tuned with a true twin outline and the widest centerbase in the range for locked in presses, stable slides and powerful ollies. This 3BT™ flavor features the least sidebase uplift while preserving the forgiving attributes of our 3D shaping for less hang-ups.

Featured on:  
EIKI PRO  
JIB BOARD  
ARTIST ADDITION SCHOPH


**TWIN 3BT™**



TWIN 3BT™ is a true twin shape great for all kinds of park riding, from jumps to jibs. The centerbase section is wide making these boards more stable at high speeds—just what is needed for solid kicker riding. This combination of center and sidebase geometry makes PARK 3BT™ perfect for boards that need high-speed stability without losing any jib capabilities.

Featured on:  
HALLDOR PRO  
PARK BOARD  
STOMPER

**FREESTYLE 3BT™**



FREESTYLE 3BT™ is the most all mountain shape in the line. Its twin-ish shape and medium centerbase width produce a powerful ride with freestyle tendencies and powder float. It's ideal for riders that like to charge the whole mountain, from powder to park.

Featured on:  
SENDER  
ARTIST ADDITION LARSEN



# SPECS

	Length (cm)	Effective Edge (cm)	Waist Width (cm)	Tip/Tail Width (cm)	Sidecut Radius (m)	Setback (cm)	Min-Max Stance (cm)	Inserts
EIKI PRO	148	109,7	25,0	28,8	7,6	0	51-59	20
	151	111,8	25,1	29,1	7,6	0	52-60	20
	154	114,0	25,3	29,3	7,7	0	53-61	20
	156	115	25,5	29,6	7,8	0	54-62	20
	154W	114,0	26,4	30,3	8,0	0	53,5-61,5	20
HALLDOR PRO	151	115,3	24,6	28,6	7,8	0	50-62	24
	154	117,5	25,0	29,0	7,9	0	50,5-62,5	24
	157	119,7	25,3	29,5	8,1	0	51-63	24
	159	121,7	25,6	29,9	8,2	0	51,5-63,5	24
	156W	119,2	26,4	30,5	7,9	0	51-63	24
	159W	121,7	26,6	30,8	8,2	0	51,5-63,5	24
JIB BOARD	144	112,4	24,8	28,5	7,3	0	50-58	20
	148	116,4	25,0	29,0	7,4	0	52,5-60,5	20
	151	118,9	25,0	29,1	7,5	0	53-61	20
	153	120,5	25,2	29,3	7,6	0	54,5-62,5	20
	155	122,5	25,5	29,6	7,7	0	54,5-62,5	20
	154W	121,3	26,3	30,5	7,6	0	54,5-62,5	20
PARK BOARD	148	114,6	25,0	28,9	7,5	0	50,5-62,5	24
	151	115,3	25,0	29,1	7,6	0	51-63	24
	154	117,5	25,2	29,3	7,7	0	51,5-63,5	24
	157	119,2	25,5	29,7	7,9	0	52-64	24
	156W	119,7	26,4	30,7	7,8	0	52-64	24

# SPECS

	Length (cm)	Effective Edge (cm)	Waist Width (cm)	Tip/Tail Width (cm)	Sidecut Radius (m)	Setback (cm)	Min-Max Stance (cm)	Inserts
STOMPER	151	115,3	24,6	28,6	7,8	0	50-62	24
	154	117,5	25,0	29,0	7,9	0	50,5-62,5	24
	157	119,7	25,3	29,5	8,1	0	51-63	24
	159	121,7	25,5	30,0	8,2	0	51,5-63,5	24
	156W	119,2	26,4	30,5	7,9	0	51-63	24
	159W	121,7	26,6	30,8	8,2	0	51,5-63,5	24
SENDER	151	116,3	24,8	28,9	7,6	0	50-62	24
	154	118,7	25,1	29,3	7,8	0	50,5-62,5	24
	157	120,3	25,3	29,6	7,9	0	51-63	24
	159W	122,4	26,4,5	30,9	8,0	0	52-64	24
	162W	125,0	26,6,5	31,2	8,1	0	53-65	24
SCHOPH	148	111,3	24,6	28,4	7,5	0	50,5-62,5	24
	151	113,9	24,8	28,7	7,6	0	51-63	24
	154	116,5	25	29	7,7	0	51,5-63,5	24
	157	119,1	25,2	29,4	7,8	0	52-64	24
	153W	116	26,6	30,6	7,7	0	51,5-63,5	24
DANNY	153	115,7	24,9	29,1	7,8	0	48-60	24
LARSON	156	117,9	25,2	29,5	7,9	0	49-61	24
	159	120	25,5	29,8	8,1	0	49,5-61,5	24
	158W	119,4	26,3	30,6	8,0	0	50-62	24
	161W	121,5	26,5	30,9	8,2	0	53-65	24

# LOBSTER



**HALLDOR PRO**

151 154 157 159  
156W 159W



**EIKI PRO**

148 151 154  
156 154W



**JIB BOARD**

144 148 151 153 155  
154W



**PARK BOARD**

148 151 154 157  
156W



**HALLDOR BINDING**



**EIKI BINDING**



**JIB BINDING**



# ER 1819



**STOMPER**  
151 154 157 159  
156W 159W



**SENDER**  
151 154 157  
159W 162W



**AE SCHOPH**  
148 151 154  
157 153W



**AE LARSEN**  
153 156 159  
158W 161W

